





**BCN UTRECHT**  
**Daltonlaan 100**  
**3584 BJ Utrecht | Phone: +31 (0) 30 - 256 73 90**  
**info@bcn.nl | www.bcn.nl**

### Accessibility

-  Utrecht ring road (north, N230): take exit 6 and follow 'Ring Utrecht' At the Rijnsweerd junction, take the Rijnsweerd exit. You are now on Pythagoraslaan. At the end turn right into Archimedeslaan, BCN is on the left after the viaduct, on the 2nd set of traffic lights. Turn left at these traffic lights and pass under the building.
-  At BCN Utrecht, free parking is available in P1, P2 and P3. Parking is subject to availability.

## HOW TO GET TO BCN UTRECHT


### PUBLIC TRANSPORT

A bus to Daltonlaan leaves Utrecht Central Station about every 10 minutes. Take city bus line 28 which serves the Vleuten-De Uithof route. Get off at Rijnsweerd-Zuid bus stop. The ticket for the bus can be bought from the machine in the station or on the bus itself.

### BRABANT LINER

Are you travelling with the Brabant Liner to Rijnsweerd or De Uithof? You can shorten your journey by getting on U-OV (Utrecht public transport) bus line 287 in Vianen. For more info, see: [www.goedbezibus.nl](http://www.goedbezibus.nl).

### BY FOOT

 When you reach Daltonlaan, get off at the Rijnsweerd-Zuid bus stop. Walk from the bus stop to the dark grey building (No. 100). Pass under this building, the entrance to BCN Utrecht will be on your right.

### PRIVATE TRANSPORT:

#### From Amsterdam (A2):

Via the Utrecht ring road (north, N230): take exit 6 Utrecht ring road (north, N230) and follow 'Ring Utrecht' (towards the A27). At the Rijnsweerd junction, take the Rijnsweerd exit. From here, follow \*.

#### Via the Oudenrijn junction:

At this junction, follow 'Ring Utrecht' (A12) and then 'Ring Utrecht (oost)'. At the Lunetten junction, follow 'Ring Utrecht' (A27). Follow the signs to Rijnsweerd. At the Rijnsweerd junction, take the Rijnsweerd exit. From here, follow \*.

#### From Arnhem (A12):

When approaching the Lunetten junction, follow 'Ring Utrecht (oost)'. Follow the signs to Rijnsweerd. At the Rijnsweerd junction, take the Rijnsweerd exit. From here, follow \*.

#### From The Hague / Rotterdam (A12):

When approaching the Oudenrijn junction, follow 'Ring Utrecht (zuid)' then 'Ring Utrecht (oost)'. At the Lunetten junction, follow 'Ring Utrecht' (A27). Follow the signs to Rijnsweerd. At the Rijnsweerd junction, take the Rijnsweerd exit. From here, follow \*.

#### From Breda / Den Bosch (A27):

When approaching the Lunetten junction, follow 'Ring Utrecht (oost)'. Follow the signs to Rijnsweerd. At the Rijnsweerd junction, take the Rijnsweerd exit. From here, follow \*.

#### From Amersfoort (A28)

Take the A28 towards Rijnsweerd and continue until the end of the A28. From here, follow \*.

#### From Hilversum (A27):

At the Rijnsweerd junction, take the Rijnsweerd exit. From here, follow \*.

\* At the traffic lights turn right, and then right again (towards Rijnsweerd). You are now on Pythagoraslaan. At the end, turn right into Archimedeslaan, BCN is on the left after the viaduct, next to the 2nd set of traffic lights. Turn left at these traffic lights and pass under the building.

### PARKING

At BCN Utrecht, free parking is available in P1, P2 and P3. When entering the parking lots P1, P2 and P3 you will receive a parking card which you can use throughout the day for free devaluation. Parking is subject to availability.

**BCN has two venues in Utrecht:**

**BCN Utrecht (Daltonlaan) and BCN Utrecht CS (Catharijnesingel).**

**Please double check the venue at which your meeting is being held.**



**BCN UTRECHT**  
Daltonlaan 100  
3584 BJ Utrecht | Telephone: +31 (0) 30 - 256 73 90  
info@bcn.nl | www.bcn.nl

### Parking facilities

- P** P1 Parking garage downstairs
  - P** P2 Parking garage top deck
  - P** P3 Parking deck behind Utrecht University
- All free of charges.

## PARKING FACILITIES BCN UTRECHT

